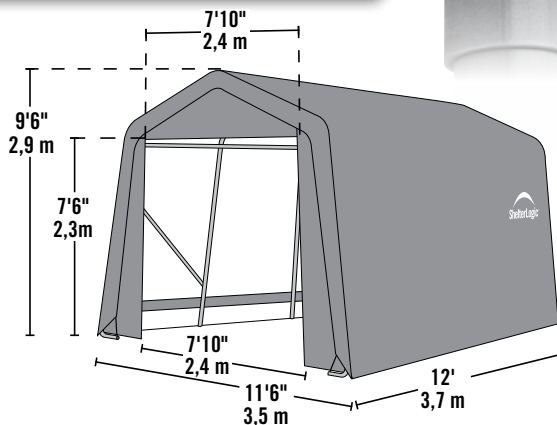


ShelterCoat™

Custom Garage Program

Build your Own All-Season Shelter

Thousands of options to custom fit your storage needs.



Strong, Sturdy & Durable


- Patented ShelterLock® frame stabilizers at every rib connection for rock-solid strength.
- Frame constructed of heavy duty 1-5/8 in. diameter steel.
- Premium powder coat finish protects frame from corrosion and rust.
- Ripstop-tough advanced engineered polyethylene fabric cover is UV treated inside, outside, and in between.
- Seams are heat welded, not stitched; 100% waterproof.
- Ratchet tensioning system and Easy-Slide cover rails keep the cover smooth and taut.



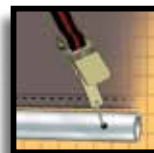
ShelterLock®



Bolt Frame



UV treated fabric



Ratchet Tensioning



Steel foot plates

11 x 12 x 10 ft.

Unit Specifications:

- 208.1 lbs. / 94.4 kg Total Weight
- 1-5/8 in. / 4 cm All steel frame
- 15 in. / 38.1 cm Auger anchors
- (2) Double-zippered door panels
- Additional anchors sold separately
- Cover, End Panels and Frame are covered by a 1 year Limited Warranty.

Kit Dimensions:

- Box 1:** 69.5 x 13.8 x 6.3 in.
177 x 35 x 16 cm
- Box 2:** 69.5 x 9.8 x 3.5 in.
177 x 25 x 9 cm
- Box 3:** 4.9 x 6.9 x 3.5 in.
13 x 18 x 9 cm
- Box 4:** 42.5 x 17.3 x 4.3 in.
108 x 44 x 11 cm

9 oz. per m² Polyethylene

Gray 72863



Green 72864

