

ShelterCoat™

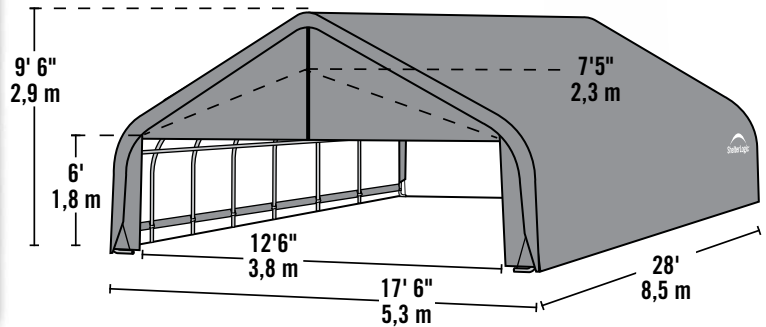
Custom Garage Program

Build your Own All-Season Shelter

Thousands of options to custom fit your storage needs.



18 x 20 x 9' model shown



Strong, Sturdy & Durable


- Patented ShelterLock® frame stabilizers at every rib connection for rock-solid strength.
- Frame constructed of heavy duty 2-3/8 in. diameter steel.
- Premium powder coat finish protects frame from corrosion and rust.
- Ripstop-tough advanced engineered polyethylene fabric cover is UV treated inside, outside, and in between.
- Seams are heat welded, not stitched; 100% waterproof.
- Ratchet tensioning system and Easy-Slide cover rails keep the cover smooth and taut.



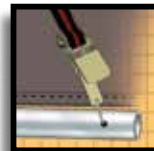
ShelterLock®



Bolt Frame



UV treated fabric



Ratchet Tensioning



Steel foot plates

18 x 28 x 9 ft.

Unit Specifications:

- 781.2 lbs. / 354.4 kg Total Weight
- 2-3/8 in. / 6 cm All steel frame
- 30 in. / 76,2 cm Auger anchors
- (2) Triple-zippered door panels
- Additional anchors sold separately
- Cover, End Panels and Frame are covered by a 1 year Limited Warranty.

Kit Dimensions:

- Box 1:** 50 x 21.9 x 9.6 in.
127 x 56 x 25 cm
- Box 2:** 46.7 x 20.7 x 6.3 in.
119 x 53 x 16 cm
- Box 3:** 52 x 19.5 x 9.1 in.
132 x 50 x 23 cm
- Box 4&5:** 57.9 x 17.7 x 4.9 in.
147 x 45 x 13 cm
- Box 6:** 40 x 20 x 20 in.
102 x 51 x 51 cm

9 oz. per m² Polyethylene

Gray 80005



Green 80006

