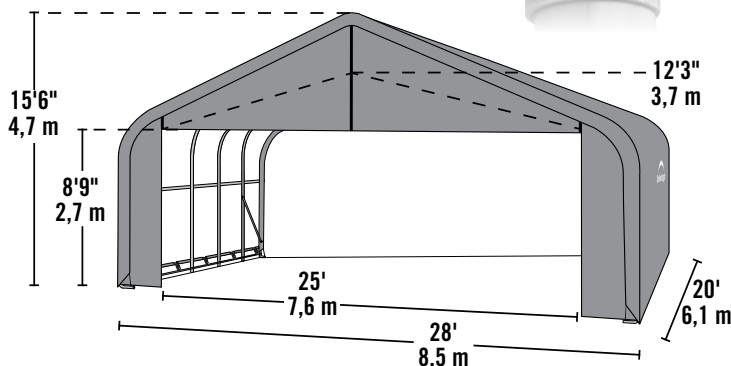


ShelterCoat™

Custom Garage Program

Build your Own All-Season Shelter

Thousands of options to custom fit your storage needs.



Strong, Sturdy & Durable


- Patented ShelterLock® frame stabilizers at every rib connection for rock-solid strength.
- Frame constructed of heavy duty 2-3/8 in. diameter steel.
- Premium powder coat finish protects frame from corrosion and rust.
- Ripstop-tough advanced engineered polyethylene fabric cover is UV treated inside, outside, and in between.
- Seams are heat welded, not stitched; 100% waterproof.
- Ratchet tensioning system and Easy-Slide cover rails keep the cover smooth and taut.



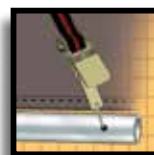
ShelterLock®



Bolt Frame



UV treated fabric



Ratchet Tensioning



Steel foot plates

28 x 20 x 16 ft.

Unit Specifications:

- 1241.3 lbs. / 563 kg Total Weight
- 2-3/8 in. / 6 cm All steel frame
- Easy Hook® anchors
- (2) Triple-zippered door panels
- Additional anchors sold separately
- Cover, End Panels and Frame are covered by a 1 year Limited Warranty.

Kit Dimensions:

- **Box 1:** 75.4 x 24 x 6.5 in.
192 x 61 x 17 cm
- **Box 2:** 64.4 x 16.1 x 4.9 in.
164 x 41 x 13 cm
- **Box 3:** 70.3 x 24 x 4.9 in.
179 x 61 x 13 cm
- **Box 4:** 78.1 x 11.4 x 4.9 in.
199 x 29 x 13 cm
- **Box 5:** 51.6 x 23 x 4.5 in.
131 x 59 x 12 cm
- **Box 6:** 78.1 x 20.9 x 4.9 in.
199 x 53 x 13 cm
- **Box 7:** 47 x 41 x 32 in.
119 x 104 x 81 cm

9 oz. per m² Polyethylene

Gray 86043

Green 86044

