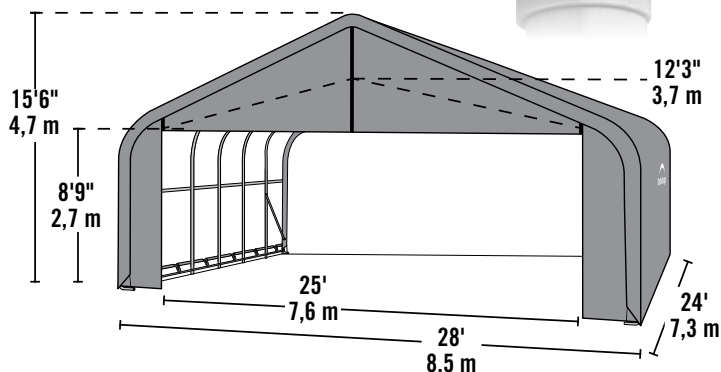


# ShelterCoat™

## Custom Garage Program

### Build your Own All-Season Shelter

Thousands of options to custom fit your storage needs.



### Strong, Sturdy & Durable


- Patented ShelterLock® frame stabilizers at every rib connection for rock-solid strength.
- Frame constructed of heavy duty 2-3/8 in. diameter steel.
- Premium powder coat finish protects frame from corrosion and rust.
- Ripstop-tough advanced engineered polyethylene fabric cover is UV treated inside, outside, and in between.
- Seams are heat welded, not stitched; 100% waterproof.
- Ratchet tensioning system and Easy-Slide cover rails keep the cover smooth and taut.



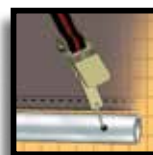
ShelterLock®



Bolt Frame



UV treated fabric



Ratchet Tensioning



Steel foot plates

## 28 x 24 x 16 ft.

#### Unit Specifications:

- 1463.3 lbs. / 663.8 kg Total Weight
- 2-3/8 in. / 6 cm All steel frame
- Easy Hook® anchors
- (2) Triple-zippered door panels
- Additional anchors sold separately
- Cover, End Panels and Frame are covered by a 1 year Limited Warranty.

#### Kit Dimensions:

- Box 1: 75.4 x 24 x 6.5 in.  
192 x 61 x 17 cm
- Box 2: 64.4 x 16.1 x 4.9 in.  
164 x 41 x 13 cm
- Box 3: 70.3 x 24 x 4.9 in.  
179 x 61 x 13 cm
- Box 4: 78.1 x 11.4 x 4.9 in.  
199 x 29 x 13 cm
- Box 5: 51.6 x 23 x 4.5 in.  
131 x 59 x 12 cm
- Box 6: 78.1 x 20.9 x 4.9 in.  
199 x 53 x 13 cm
- Box 7: 78.1 x 27.2 x 4.9 in.  
199 x 69 x 13 cm
- Box 8: 47 x 41 x 32 in.  
119 x 104 x 81 cm

#### 9 oz. per m<sup>2</sup> Polyethylene

Gray 86047



Green 86048

